



Showcases/Retail/Museums

Applications

- Highlight products
- Can be run in series or clusters
- Retail lighting
- Museum lighting

Description

- Can be run in series or clusters
- Chrome, silver, black
- Dimmable
- Varied beam angles 20/40/60
- Adjustable height



product range

Code	MMR1W20*100SL
Watts	1W
Dimension	20mm*32mm
CRI	>80
Efficiency	≥60lm/W





Quick Facts

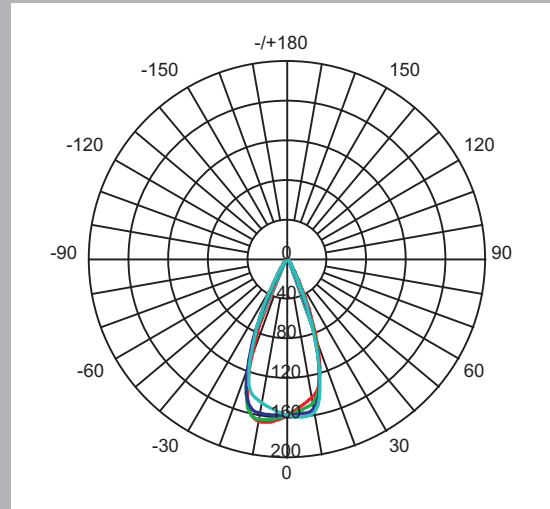
Watts	1W
Power Factor	≥0.22
IP Rating	20
Dimming	No
Luminous Flux	60lm
Color Temperature	3000K
Color Rendering Index(CRI)	>80
Beam Angle	60°
Fascia Colour	Silver
Installation	Surface Mounted
Warranty	2Years

Product Specifications

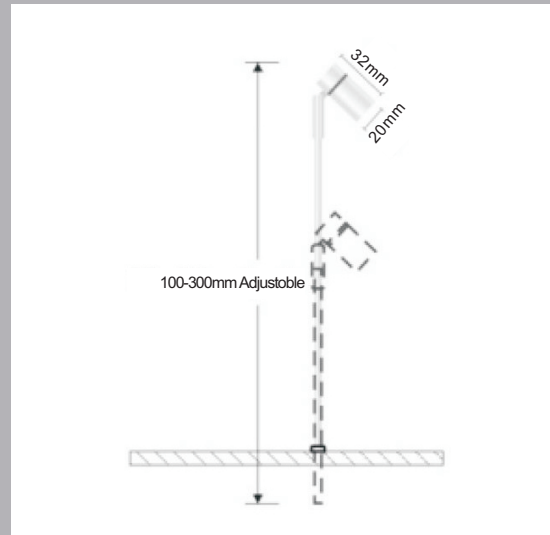
Supply Voltage	100-240VAC
Supply Frequency	50/60Hz
Cable	No
Body	Aluminium
Diffuser	PC
Driver	Fixed
Ambient Temp	0°C to +40°C
Avg. Lifetime	>30,000 hrs @ ta 25°C

Option

• CCT	3000K/4000K/6000K
• CRI	>70/ > 80/ > 90
• Color	Chrome/Black/Silver
• Beam Angel	20°/40°/60°



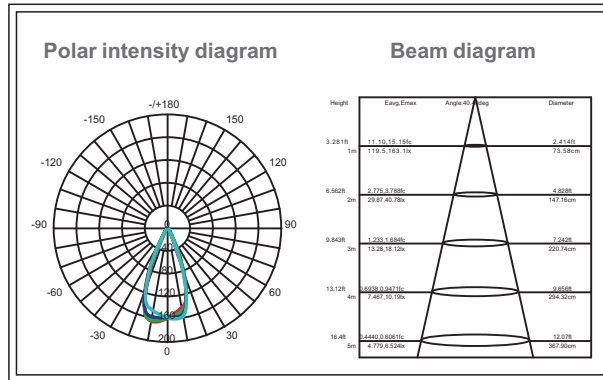
MMR1W20*100SL





Photometric Diagram

MMR1W20*100SL





Product Information

Technical Specifications

Voltage	Power	Power Factor	Lumen	CCT	Beamangle	Lifespan	CRI	Dimmable
100-240VAC	1W	≥0.22	60lm	3000K	60°	>30,000 hrs	≥80	No

Driver Data Sheet

Driver Data	Dim	Non-Dim
Frequency	— —	50/60Hz
Input Voltage	— —	100-240VAC
Efficiency	— —	— —
Total Load Wattage	— —	— —
Power Factor	— —	≥0.22
Full Load Output Voltage	— —	3-10VDC
Rated Output Current	— —	300mA
Power Tolerance	— —	— —
Current Output Tolerance	— —	±5%
Dimming Range	— —	No
Dimmer	— —	No
Short Circuit Protection	— —	PASS
THD	— —	<20%
Withstand Voltage	— —	3.75KV

